

NEW MATRIX BY GRYPHON

The new Matrix tile range is a beautiful example of Gryphon design. It is a 600x600mm, screed-style porcelain tile with an eye-catching Chepo design. It is a lively and unusual Chepo design which will bring a layer of variances and dynamic movement to any contemporary space.



ITALTILE

COMMERCIAL

Contact Us:

GAUTENG - commercialgauteng@italtile.co.za **KZN** - commercialkzn@italtile.co.za




WESTERN CAPE - commercialcape@italtile.co.za **NELSPRUIT** - commercialnelmpu@italtile.co.za

MATRIX

GREY

600x600mm

Available in
slip-resistant finish





MATRIX

CHARCOAL

600x600mm


Available in
slip-resistant finish



MATRIX

TAUPE

600x600mm



MATRIX SPECIFICATIONS

Origin
South Africa

Supplier
GRYPHON

Size
600x600

Finish
Matt finish, glazed porcelain
tile with rectified edges

Faces Thickness
8 9mm

Origin
South Africa

Guarantee
10-Years



The Matrix tile range is an aesthetic that offers ever more imaginative dappling, with bolder splashes, wildly contrasting fragments and XXL speckles.

ITALTILE

COMMERCIAL

Contact Us:

GAUTENG - commercialgauteng@italtile.co.za **KZN** - commercialkzn@italtile.co.za

WESTERN CAPE - commercialcape@italtile.co.za **NELSPRUIT** - commercialnelmpu@italtile.co.za